

Burnett Medical Center FY 2025



Burnett County Community Health Needs Assessment & Implementation Strategy



Table of Contents

Community Health Needs Assessment Report.....	3
Executive Summary.....	3
Definition of Community Served.....	4
Assessment Process and Methodology.....	4
Input from Public Health and Community Representatives.....	4
Prioritized Description of Significant Health Needs.....	5
Existing Resources in the Community.....	5
Information Gaps.....	6
Quantitative Findings.....	7
Qualitative Findings.....	12
Next Steps.....	12
Implementation Strategy.....	12
Appendix.....	16
Data Sources.....	32
Approval.....	34

Community Health Needs Assessment Report

Executive Summary

Burnett Medical Center—a Critical Access Hospital with an adjoining clinic and long-term care facility located in Grantsburg, WI—partnered with Burnett County Department of Health and Human Services (DHHS)-Public Health and Youth of Burnett County Prevention Coalition to conduct a Community Health Needs Assessment (CHNA). Required by the Patient Protection and Affordable Care Act, the goal of the assessment is to identify the most significant health needs among Burnett County residents—Burnett Medical Center’s service area—and develop a plan to address the identified health needs.

The significant health needs were determined through an assessment process that began in the fall of 2024. The assessment process consisted of extensive data collection through various reliable websites and a county-wide survey of all those who reside and/or work in Burnett County.

The survey resulted in mental health, alcohol and other drug use for adults, and access to affordable housing as the top three significant health needs. Coming in fourth was alcohol and drug use for youth.

An implementation strategy was then developed to identify what resources and programs Burnett Medical Center would deploy to address the significant health needs, and how Burnett Medical Center would collaborate with other community groups and organizations in addressing the health needs. In a past partnership with Burnett County DHHS—Public Health, Burnett Medical Center formed “Healthy Burnett” in 2013 to address the highest priority needs identified in the CHNA. However, due to the unforeseen circumstances with the COVID-19 pandemic, Healthy Burnett meetings officially ceased in 2020.

In the summer of 2022, some of the same key stakeholders from Healthy Burnett formed a new coalition called Youth of Burnett County Prevention Coalition. This coalition also engages community partners and members to work collaboratively to promote the health of Burnett County and its residents. These key community stakeholders align activities and resources to enhance how the community addresses identified health needs for continual health improvement.

Certain needs may not be addressed in the implementation strategy due to either lack of hospital resources or expertise, the need being of relatively low priority, and/or the need being currently addressed by others.

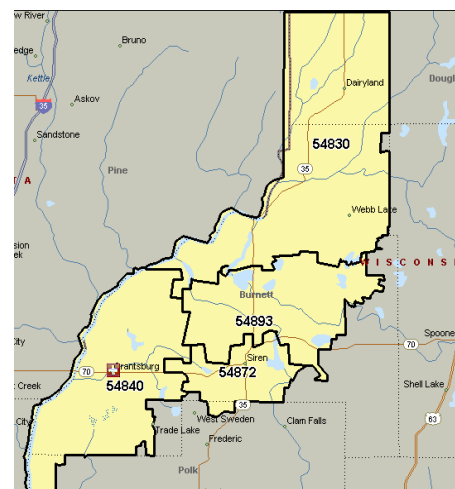
As the implementation strategy is executed over the next three years, the plan’s effectiveness in addressing the identified health needs will be evaluated, and partners will accordingly mobilize to further respond to the service area’s health needs at the close of the three-year duration.

Definition of Community Served

Burnett Medical Center primarily serves residents of Burnett County, which has a population of 16,526 (U.S. Census Bureau (2023). American Community Survey 5-year estimates. Retrieved from Census Reporter Profile page for Burnett County, WI). Determined by geography and percent of inpatients, Burnett Medical Center's service area includes the town of Grantsburg—which makes up 48% of total inpatients—and the towns of Webster, Danbury, and Siren, which together account for 72% of inpatients (Rural Health Dashboard, 2025). Burnett Medical Center also serves neighboring counties of Pine County, MN, and Polk County, WI, among others.

Burnett Medical Center 2024 Inpatients by Zip Code			
PO Name	ZIP	Inpatients	Cumulated %
Grantsburg	54840	95	48%
Webster	54893	21	14%
Siren	54872	31	29%
Danbury	54830	22	29%

Source: Rural Health Dashboard, 2025



Burnett County's median age of 55.2 years about 1.3 times older than the rest of Wisconsin (40.7 years) and the United States (39.1 years). The population of Burnett County is predominately white (90%) but has a notable Native American population (3%). Roughly \$16,000 lower than Wisconsin, the average household income of Burnett County was \$61,664. Furthermore, the unemployment rate of Burnett County was 4.4%, compared with 3.1% for Wisconsin (U.S. Census Bureau (2023). American Community Survey 5-year estimates. Retrieved from Census Reporter Profile page for Burnett County, WI).

Assessment Process and Methodology

Burnett Medical Center partnered with Burnett County DHHS-Public Health to assess the health needs of the service area. In assessing the health of Burnett County residents, a variety of data collection methods—both quantitative and qualitative—were employed. Data was collected to examine the health of the community with regards to 12 health focus areas, as well as socioeconomic indicators intended to shed light on Burnett County's status with respect to access to care.

A variety of data sources were used to assess the health needs, including the United States Census Bureau, the Wisconsin Department of Health Services, Wisconsin Interactive Statistics on Health, Wisconsin Electronic Data Surveillance System, and the Burnett County Youth Risk Behavior Survey. To analyze Burnett County's health status on given indicators to identify significant needs, when appropriate, county-level data was compared to state and national benchmarks.

Qualitative data was gathered from community members and service organizations to develop an understanding of community perceptions of the service area's health needs, and to gather input from people representing the broad interests of the community served. This data was gathered from October 2024 to December 2024 through an internet-based survey of approximately 336 individuals, which asked participants to indicate what they believed are the biggest health needs among Burnett County residents.

Input from Public Health and Community Representatives

Throughout the CHNA process, efforts were made to engage and gather input from individuals representing the broad interests of the community served. This was accomplished in the following capacities:

Survey

The survey was available to the public for about 1 month and was distributed online through various channels such as Facebook, Burnett Medical Center's website, and multiple mass emails to organizations and individuals. The survey asked respondents to identify what they perceived to be the three biggest health problems and risky behaviors among Burnett County residents (see Appendix for results). Demographic questions—about income, insurance type, and race/ethnicity, among others—were also asked to identify members of different populations and thus ensure their representation.

Community Health Forum

Two community health forums were conducted in the Spring of 2025. The one at the Grantsburg Senior Center was conducted by Burnett County DHHS-Public Health. The other occurred with the Grantsburg Rotary Club by Burnett Medical Center and Youth of Burnett County. The forums consisted of sharing the survey data and asking the participants what next steps should be taken to improve the top three health needs in Burnett County. The discussions focused on education and community involvement for all three health needs. Input was gathered from local business owners, public health representatives, non-profit organization professionals, and other individuals who serve underserved groups.

Prioritized Description of Significant Health Needs

Behavioral health—an individual's emotional, psychological, and social well-being—was identified as the top significant health concern across all data collection methods. Out of the 336 survey responses, 201 people voted on behavioral health as one of their top three concerns. When asked about the best ways to improve health in Burnett County, the survey resulted in 'increasing behavioral health awareness and services as the number one response with 203 votes. The data also proves this to be true. Burnett County is designated as a Behavioral Health Professional Shortage Area which creates a barrier to those in need of services. Research also indicates that individuals with behavioral health issues have an increased risk of developing chronic health problems and risk factors such as smoking, physical inactivity, obesity, and substance abuse and dependence.

Alcohol and other drug abuse (AODA)—the use of alcohol and other drugs that results in negative consequences—were identified as the second significant health concern for Burnett County. Out of the 336 survey responses, 177 people voted AODA as one of their top three concerns. When asked the best ways to improve health in Burnett County, the survey resulted in 'Enhancing alcohol and drug misuse prevention and treatment services' as the second highest response with 200 votes. Not only was AODA the second highest vote on the survey but the data also supports it is a problem. With higher percentages than the state of Wisconsin, Burnett County's alcohol-impaired driving deaths are about 20% higher (County Health Rankings, 2017-2021).

Access for affordable housing— having enough affordable housing units available for the number of low-income households in an area, as well as the ability for those eligible households to obtain and secure that housing—was identified as the third most significant health need. Out of the 336 survey responses, 171 people voted for access to affordable housing as one of their top three concerns. Today, Burnett County Housing Authority oversees a total of 84 housing units throughout Burnett County.

Existing Resources in the Community

Despite Burnett County's rural nature, there are a variety of resources available to respond to the county's health needs. Listed below are resources identified for the top three health priority areas.

Resources to address AODA

- Treatment Court 715-349-7600
- Intoxicated Driver Intervention Program
- [AA District 23 \(NW Wisconsin\)](#)

- Wings of Migizi (Eagle), New Beginnings Alano Club, 7707 E Main St, Siren
- Courage to Change, Burnett Medical Center, 257 W St George Ave, Grantsburg
- Webster Monday Night AA, Webster Senior Citizens Center, 7421 Apple St W, Webster
- Lakeside Community AA, Lakeside Community Lutheran Church, 28626 Co Rd H, Webster
- Thursday Danbury Group, Danbury Methodist Church, 7520 Water St, Danbury
- Crossroads Big Book Study, Crossroads Church, 28509 Co Rd H, Webster
- Siren AA, Bethany Lutheran Church, 24096 1st Ave, Siren
- Freedom from Self, New Beginnings Alano Club, 7707 E Main St, Siren
- Migizii Miigwam Talking Circle 715-416-4001
- New Beginnings Alano Club 715-349-2588
- St. Croix Tribal Aftercare Program 715-349-2195 x5156 or 5141
- Whole Life Services 715-939-1248

Resources to address behavioral health

- Burnett County Department of Health and Human Services 715-349-7600
- Burnett County 24 Hour Mental Health Crisis Line 1-888-552-6642
- Community Referral Agency 715-349-7272 or 1-800-261-7233
- Counseling
 - Aurora Community Counseling 715-349-7233
 - Families First Counseling 715-349-8913
 - St. Croix Tribal 715-349-2195 x264
 - SOAR Service, Inc 715-468-2847
- Northwest Journey 715-349-2829
- Northwest Passage 715-327-4402
- Solstice Warmline 608-244-5077
- Webster Health Center 715-866-4271

Resources to address access to affordable housing

- Burnett County Department of Health and Human Services 715-349-7600
- Burnett County Housing Authority 715-866-8231
- Northwest Regional Planning Commission (NWRPC) 715-635-2197
- Siren Salvation Army Faith House 715-349-8744
- St. Croix Chippewa Housing Authority 715-349-2727
- USDA-Rural Development
- Wild Rivers Habitat for Humanity 715-634-1340
- Wisconsin Housing and Economic Development Authority (WHEDA) 608-266-7884

Information Gaps

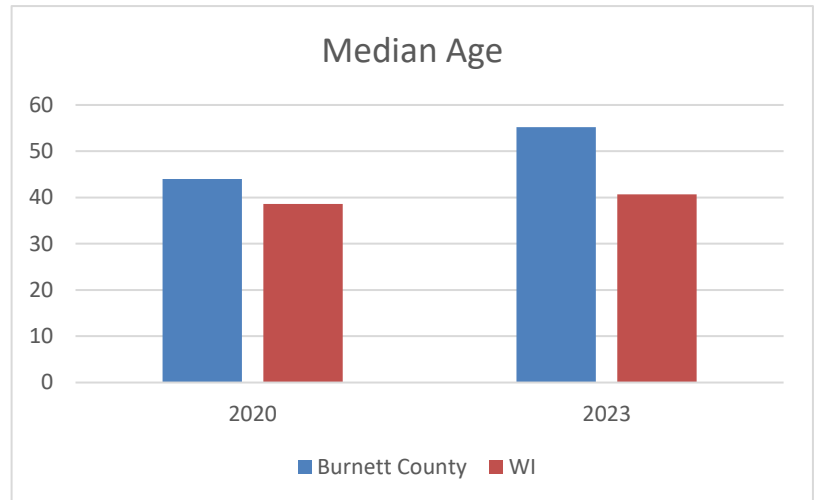
Burnett Medical Center's ability to accurately assess the community's health status was slightly limited due to information gaps in the data collection process. Due to the logistics of collecting, analyzing, and publicizing data, there is an inevitable lag from the time data is collected to when it is published. Plus, public data sources not reporting health indicator data specific to unique populations (in our service area, the Native American population) all contribute to such informational gaps. While these factors may result in a possible inaccurate representation of current health status, qualitative data collected through the surveys were intended to help compensate for this.

Quantitative Findings

Population and Demographics

i. Age

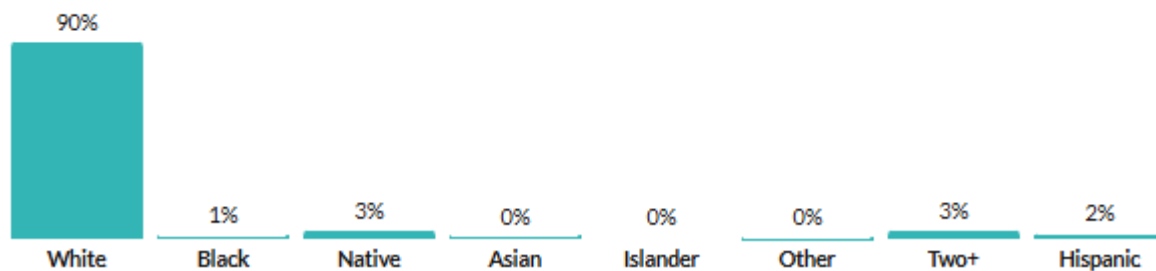
Burnett County is 100 percent rural with about 16,526 residents. The median age is approximately 55.2 years (U.S. Census Bureau (2023). American Community Survey 5-year estimates. Retrieved from Census Reporter Profile page for Burnett County, WI).



ii. Race/Ethnicity

The population of Burnett County is predominately white (90%) but has a notable Native American population (3%). Hispanics make up a small portion of Burnett County's population (2%) and the remaining percentage of the population consists of African American, Asian, and other races (U.S. Census Bureau (2023). American Community Survey 5-year estimates. Retrieved from Census Reporter Profile page for Burnett County, WI).

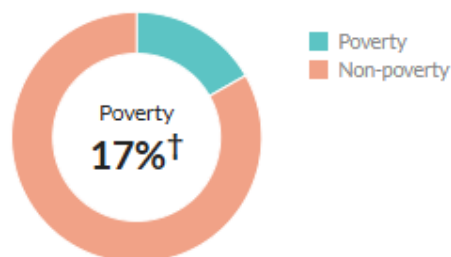
Race & Ethnicity



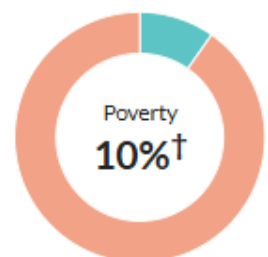
iii. Economics

Roughly \$16,000 lower than Wisconsin, the average household income of Burnett County was \$61,664. Considering poverty levels, Burnett County had 13.1% of the population living in poverty, compared to Wisconsin (10.6%) and the United States (12.4%) (U.S. Census Bureau (2023). American Community Survey 5-year estimates. Retrieved from Census Reporter Profile page for Burnett County, WI).

Children (Under 18)

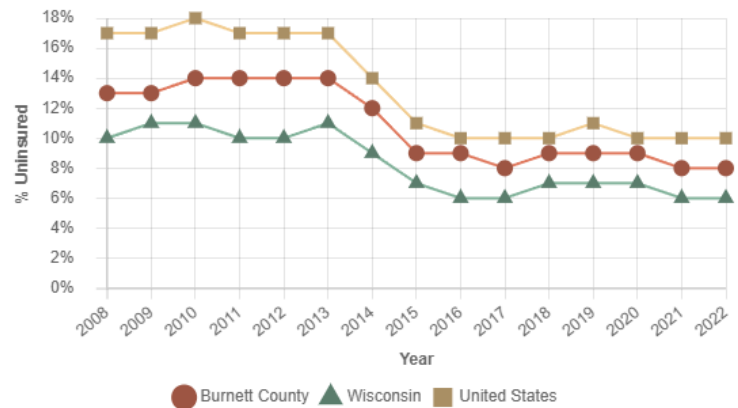


Seniors (65 and over)



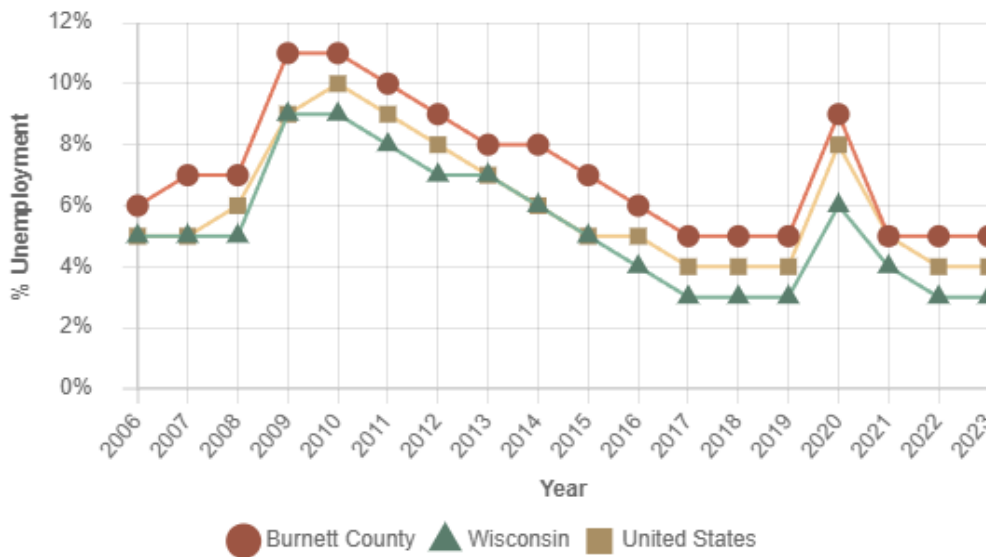
iv. Insurance Coverage

Insurance coverage for Burnett County residents is less than Wisconsin. In 2022, 8% of Burnett County adults do not have insurance, compared to 6% for Wisconsin. Lack of health insurance coverage is a significant barrier to accessing needed health care. Individuals without insurance are less likely to receive preventive and diagnostic health care services, are more often diagnosed at a later disease stage, and, on average, receive less treatment for their condition than insured individuals (County Health Rankings, 2025).



v. Employment

In 2023, Burnett County had an unemployment rate of 4.6%, which is higher than Wisconsin (3%). The unemployed population experiences worse health and higher mortality rates than the employed population. Unemployment has been shown to lead to an increase in unhealthy behaviors related to alcohol and tobacco consumption, diet, exercise, and other health-related behaviors, which in turn can lead to increased risk for disease or mortality, especially suicide. Because employer-sponsored health insurance is the most common source of health insurance coverage, unemployment can also limit access to health care (County Health Rankings, 2025).



vi. Educational Attainment

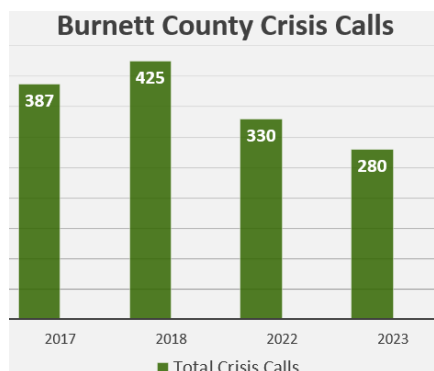
Approximately 60% of Burnett County residents had some college or more, compared to 70% for Wisconsin and 68% for the United States (County Health Rankings, 2025).

Top Three Health Indicator Data

i. Behavioral Health

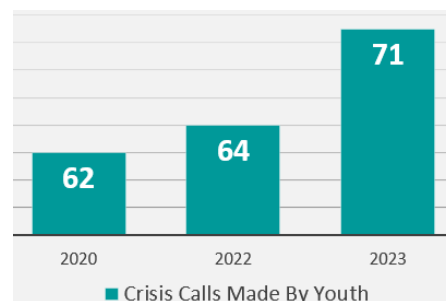
Behavioral health is an individual's emotional, psychological, and social well-being. Persons with any mental illness are more likely to have chronic conditions such as high blood pressure, diabetes, and stroke. Those individuals are also more likely to be hospitalized and use emergency room treatment (SAMHSA. (n.d.)).

An indicator for poor behavioral health is the lack of access to behavioral health services. Like many counties in Wisconsin and throughout the United States, Burnett County is designated as a Health Professional Shortage Area for behavioral health meaning there is a shortage of health care providers able to provide behavioral health services due to the geographic area and/or population (Wisconsin Department of Health Services, Primary Care Program, 2025).



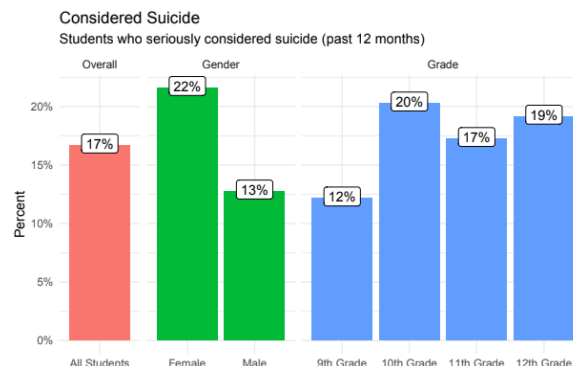
To elaborate on the graph to the left, the crisis line is a 24-hour line that serves all residents of Burnett County. When a call is made the workers provide emergency assessments for those in psychiatric or emotional crisis, this then results in a safety plan with the caller and another individual, or an emergency detention for further assessment. Burnett County Behavioral Health follows up with all calls the following business day, to provide resources and referral if necessary (Burnett County DHHS, Crisis Calls, 2023).

According to the Burnett County Department of Health and Human Services-Behavioral Health Department, the total calls made to the crisis line by youth has been increasing and there were 71 calls in 2023 (Burnett County DHHS, Crisis Calls, 2023).



Behavioral health among youth is a concern in Burnett County. In the 2023 Burnett County Youth Risk Behavior Survey, the following statistics were reported:

- Students who seriously considered suicide (past 12 months):
 - 9th grade is 12%
 - 10th grade is 20%
 - 11th grade is 17%
 - 12th grade is 19%
- Students who made a plan for a suicide attempt (past 12 months):
 - 9th grade is 10%
 - 10th grade is 13%



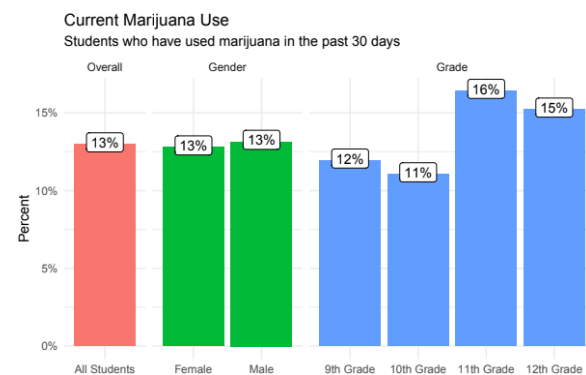
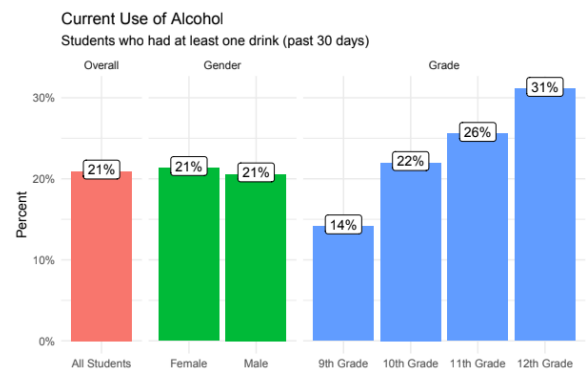
ii. Alcohol and Other Drug Abuse

Alcohol and other drug abuse are defined as the use of alcohol and other drugs (illegal substance, misuse of prescription drugs, over-the-counter drugs, etc.) that result in negative consequences. Substance abuse of alcohol and drugs has far-reaching consequences, including increased risk of motor vehicle injuries; increased risk of neonatal abstinence syndrome, fetal alcohol spectrum disorder and other childhood disorders; alcohol-and drug-dependence; increased risk of cardiovascular, stroke, cancer, liver, and other diseases; increased risk of infectious diseases; family problems; and both nonviolent and violent crimes (National Institute on Drug Abuse, 2020).

According to the Burnett County Sheriff's Office and the Wisconsin Department of Justice, the number of drug and alcohol related arrests in Burnett County has been increasing. In 2020, there were 34 drug arrests and 26 alcohol arrests. In 2023, there were 46 drug arrests (35% increase) and 96 alcohol arrests (269% increase). Unfortunately, many children are being taken from their homes because of parental drug use in Burnett County (WI DOJ, UCR Arrest Data).

Alcohol and drug use among youth is also a concern in Burnett County. In the 2023 Burnett County Youth Risk Behavior Survey, the following statistics were reported:

- Students have had at least one drink of alcohol (past 30 days):
 - 9th grade is 14%
 - 10th grade is 22%
 - 11th grade is 26%
 - 12th grade is 31%
- Students who have ever had an alcoholic beverage:
 - 9th grade is 33%
 - 10th grade is 49%
 - 11th grade is 54%
 - 12th grade is 49%
- Students who binge drink in the past 30 days (9th and 12th grade didn't have sufficient data):
 - 10th grade is 10%
 - 11th grade is 14%
- Students who have used marijuana in the past 30 days
 - 9th grade is 12%
 - 10th grade is 11%
 - 11th grade is 16%
 - 12th grade is 15%
- Students who have ever used marijuana:
 - 9th grade is 19%
 - 10th grade is 21%
 - 11th grade is 27%
 - 12th grade is 31%



iii. Access to Affordable Housing

According to the U.S. Department of Housing and Urban Development (HUD), affordable housing is generally defined as housing on which the occupant is paying no more than 30% of gross income for housing costs, including utilities. For renters, this includes utilities that are paid by the tenant. Lack of affordable housing can lead to homelessness, overcrowding, or housing instability. Stable housing is the foundation for health, education, and employment. (United States Department of Housing and Urban Development, 2025).

Nationally there is a shortage of more than 7 million affordable homes which leads to homelessness and why families and individuals struggle to pay for groceries and doctor appointments. There is no state or county where a renter working full-time at minimum wage can afford a two-bedroom apartment (National Low Income Housing Coalition, n.d.).

According to the Burnett County Comprehensive Plan 2024-2044:

- The median value of an owner-occupied housing unit in Burnett County was \$173,800. The State of Wisconsin median was \$200,400.
- The median monthly housing costs for a mortgaged unit in Burnett County was \$1,195. The State of Wisconsin median was \$1,491.
- The median gross rent paid within Burnett County was \$738. The median for the State of Wisconsin was \$1,191.
- The monthly home-ownership costs of an estimated 28.3% of Burnett County homeowners with a mortgage in Burnett County were 30% or more of the homeowner's monthly income.
- The monthly gross rent paid by an estimated 42.0% of renters was 30% or more of their monthly income.
- In Burnett County, 12% of households experienced at least one of the following housing problems: overcrowding, high housing costs, lack of kitchen facilities or lack of plumbing facilities (County Health Rankings, 2025).

Today, the Burnett County Housing Authority oversees a total of 84 housing units throughout Burnett County. The Salvation Army has four priority lists which cover four counties, but the wait list is long. Burnett County also has a roof house, specifically offering a place to shower and do laundry, and one homeless shelter provided by the Salvation Army.

As a whole, it does not appear that housing affordability in the county is a major issue. However, affordability does vary significantly depending on location. Therefore, housing affordability issues will likely need to be addressed primarily at the local level. One future issue which may become more prevalent is providing quality, affordable housing. Many homes for sale or homes that may be considered affordable will likely be in need of some level of rehabilitation.

See Appendix for all health indicator data.

Qualitative Findings

Survey Results

The internet-based survey was distributed online through various channels such as Facebook, Burnett Medical Center's website, and multiple mass emails to organizations and individuals with the goal to reach a variety of populations.

The survey instrument was designed to develop an understanding of respondents' perception of the most significant health needs among Burnett County residents and their perception of solutions to their chosen health needs. The first and fourth questions in the survey asked respondents to identify the three biggest health problems and the best ways to improve health in Burnett County among a list of options.

For question one, the results for the top three most frequently chosen health problems were as follows:

ANSWER CHOICES	RESPONSES	
Access to Affordable Housing	50.89%	171
Access to Healthcare	38.10%	128
Access to Dental Care	30.06%	101
Access to Healthy Foods	22.92%	77
Alcohol and Drug Use for Adults	52.68%	177
Alcohol and Drug Use for Youth	45.24%	152
Chronic Disease	6.25%	21
Community Safety and Violence	16.96%	57
Dementia Care	17.56%	59
Domestic Violence	18.45%	62
Growth and Development	13.39%	45
Infectious Disease	4.46%	15
Injury and Violence	5.36%	18
Lack of Acceptance of Racial Diversity	5.95%	20
Lack of Acceptance of Religious Diversity	3.57%	12
Lack of Acceptance of Political Views	13.39%	45
Lack of Acceptance of Diversity in Gender Identity and Expression	8.63%	29
Mental Health	59.82%	201
Motor Vehicle Safety	8.93%	30
Obesity/Overweight	25.30%	85
Physical Inactivity	17.26%	58
Reproductive and Sexual Health	6.25%	21
Tobacco/E-Cigarette Use	15.18%	51
Unclean/Unsafe Environment	7.44%	25

As can be seen, mental/behavioral health, alcohol and drug use, and access to affordable housing were the top three chosen health problems of those listed. For question four the results were as follows:

ANSWER CHOICES	RESPONSES	
Decreasing poverty	59.40%	199
Enhancing alcohol and drug misuse prevention and treatment services	59.70%	200
Enhancing parent education	40.90%	137
Enhancing violence prevention and victim services	26.87%	90
Health education in schools	34.93%	117
Holding community education/health classes	25.67%	86
Increasing access to healthy foods	45.97%	154
Increasing access to local resources/information	31.64%	106
Increasing mental health awareness and services	60.60%	203
Improving transportation services	31.94%	107
Providing community fitness opportunities	30.15%	101
Promoting worksite wellness	18.21%	61
Working with lawmakers on policies to improve health	21.79%	73
Increasing access to preventive health services	21.19%	71

Increasing mental health awareness and services, enhancing alcohol and drug misuse prevention and treatment services, and decreasing poverty were shown to be the top three ideas for solving Burnett County's health needs.

Next Steps

Burnett Medical Center will continue to work collaboratively with YOBC to develop shared goals and coordinated actions that address the highest-priority needs identified in the Community Health Needs Assessment (CHNA). This collaborative approach provides a platform for a wide range of community members and key organizational stakeholders to actively participate in shaping strategies that improve health outcomes. Moving forward, Burnett Medical Center and YOBC will engage in regular planning sessions, establish measurable objectives, and monitor progress to ensure accountability and transparency. Community input will remain a cornerstone of this process, guiding efforts to build a healthier and more equitable region.

This CHNA will be available to the public via Burnett Medical Center's website. It will also be emailed to anyone who requests a copy. Print copies will be distributed to key stakeholders if requested. It is anticipated that organizations will use the CHNA for grant applications, strategic planning projects and for educational uses.

Implementation Strategy

The implementation strategy below will show each health need tailored to the hospital's programs, resources, priorities, plans and/or collaboration with governmental, non-profit, or other health care organizations.

Health Need	Objective	Strategy	Impact
Mental /Behavioral Health	BMC is committed to providing behavioral health services and partnering with other community	Provide care for individuals with behavioral health and/or work to connect patients with needed resources BMC does not offer. Specifically, BMC will have the "Behavioral Health	It is anticipated that these activities will assist in early appropriate referral of patients to behavioral health services as well as

	organizations that provide care and resources that support mental health and wellness.	Providers” brochures available in all areas of the facility for patients and providers to reference. Support local and regional initiatives to promote mental health and wellness with focused efforts on diverse and vulnerable populations. Specifically, BMC will support activities identified through YOBC that are designed to increase awareness of behavioral health issues and services.	provide education and awareness of this issue in the community.
AODA	BMC is committed to providing AODA services and partnering with other community organizations that provide care and resources that support AODA.	Improve access to counseling by keeping an updated list of AODA counseling services, including NA/AA groups. Also continuing to collaborate with AODA stakeholders to identify avenues of increased services. Educate and promote current resources by hosting annual Drug Take Back days every April and October, in partnership with local law enforcement, to educate the public about prescription medications and about the year-round prescription drop box locations. Also, by providing education and resources to certain school-aged children to prevent alcohol and other drug use.	It is anticipated that these activities will assist the community in early referral and potential treatment for AODA associated behaviors. It is anticipated that these activities will provide resources to community members on the risks of alcohol and other drug use, as well as methods of identification of AODA behaviors.
Access to Affordable Housing	Although housing is not directly related to the services provided at BMC, it is central to population health.	Work in partnership with the local chamber of commerce groups, Burnett County Economic Development, and Burnett County Housing Committee regarding necessary area housing.	It is anticipated that supporting these partnerships will help them make data driven decisions that will affect local affordable housing efforts.

Evaluation

To evaluate the anticipated impact of these activities on the identified health needs, means of tracking the effectiveness of these activities will be established. For instance, approximate participation and utilization numbers will be recorded for programs and services to gauge program and service effectiveness.

Although not immediately evident, it is the intent that increased utilization of services and programs directed at addressing identified health needs will result in improved health outcomes. Based upon evaluation results, appropriate actions will be taken and incorporated into Burnett Medical Center's next CHNA and strategic planning process.

Needs Not Addressed

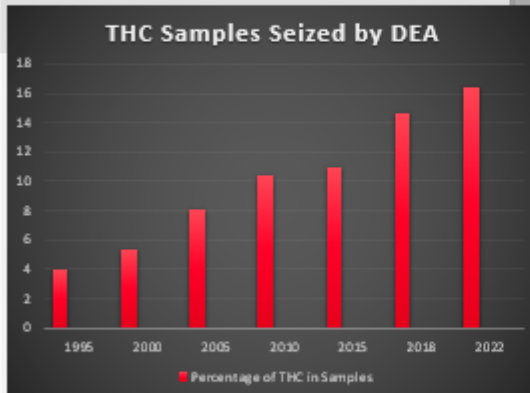
Of the 12 health focus areas, Burnett Medical Center chose not to address several of them. Described in the table below, certain needs will not be addressed due to either lack of hospital resources or expertise, the need being of relatively low priority, and/or the need being currently addressed by others.

Community Need	Reasons Needs Not Addressed
Mental Health	This health focus is being addressed. See above.
AODA	This health focus is being addressed. See above.
Communicable Diseases	Need is of low priority and is currently addressed by Burnett County Health Department, community healthcare providers, and local pharmacies.
Tobacco Use and Exposure	Need is of low priority and is currently addressed by Burnett County Health Department, community healthcare providers, and local pharmacies.
Environmental and Occupational Health	Need is of low priority and is currently addressed by Burnett County Health Department, local businesses, Burnett Medical Center Rehabilitation Department, and local clinics.
Healthy Growth and Development	Need is of low priority and is currently addressed by Early Childhood Interagency Council, Family Resource Center, local school districts, and local healthcare providers.
Injury and Violence Prevention	Need is of low priority and is currently addressed by Community Referral Agency, and county and city police departments.
Oral Health	Hospital lacks resources and needs are currently addressed by Rural Dental Health in Schools, dental clinics, and fluoride in schools.
Physical Activity	Need also addressed by UW-Extension, local school districts, local fitness centers, local organizations that host fitness-related events.
Reproductive and Sexual Health	Need is of low priority and is currently addressed by Burnett County Health Department, local clinics, Burnett Medical Center, local school districts, and Family Planning Only Services.
Adequate, Appropriate and Safe Food and Nutrition	Need also addressed by Women, Infants and Children (WIC); UW Extension Nutrition Program; Feed My Sheep; Food Shelves; Schools/HeadStart; Senior Dining Sites; Farmer's Markets; Salvation Army Backpack Program.
Chronic Disease Prevention and Management	Need also addressed by: Healthcare providers at clinics, Wisconsin Well Woman Program, Aging and Disability Resource Center (ADRC) preventative health outreach activities and events provided by Burnett Medical Center.

Committed Resources

As determined through integration into Burnett Medical Center's annual budgeting and strategic planning processes, Burnett Medical Center will assign staff personnel and financial resources as necessary to execute the planned programs and activities outlined in the Implementation Strategy.

Alcohol and Drug Abuse



Source: National Institute on Drug Abuse :
<https://nida.nih.gov/research/research-data-measures-resources/cannabis-potency-data>

Why Should I Care?



Alcohol consumption is linked to a large majority of public events hosted in Burnett County.

Many children are being taken from their homes because of parental drug use in Burnett County.



Community Health Survey

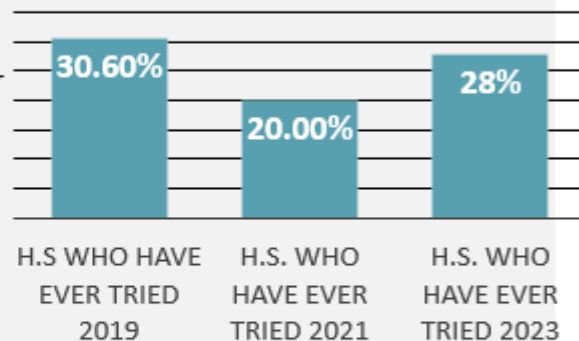
97.9% of the community survey respondents feel **Alcohol and Drug Use** is a top health concern.



What is it?

The use of alcohol and other drugs (illegal substance, misuse of prescription drugs, over-the-counter drugs, etc.) that results in negative consequences.

Number of Students who have tried Marijuana in Burnett County



Source: 2019-2021 – 2023 Burnett County YRBS

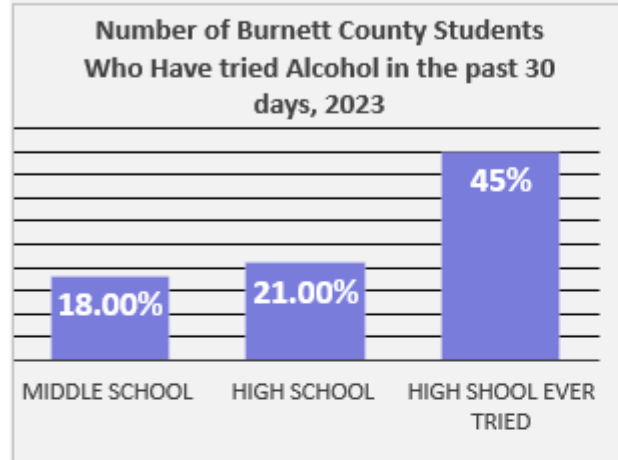
Alcohol and Drug Abuse

There are many paths to recovery and treatment. Recovery is not always a straight path forward, but a strong support system can help each person take steps toward recovery

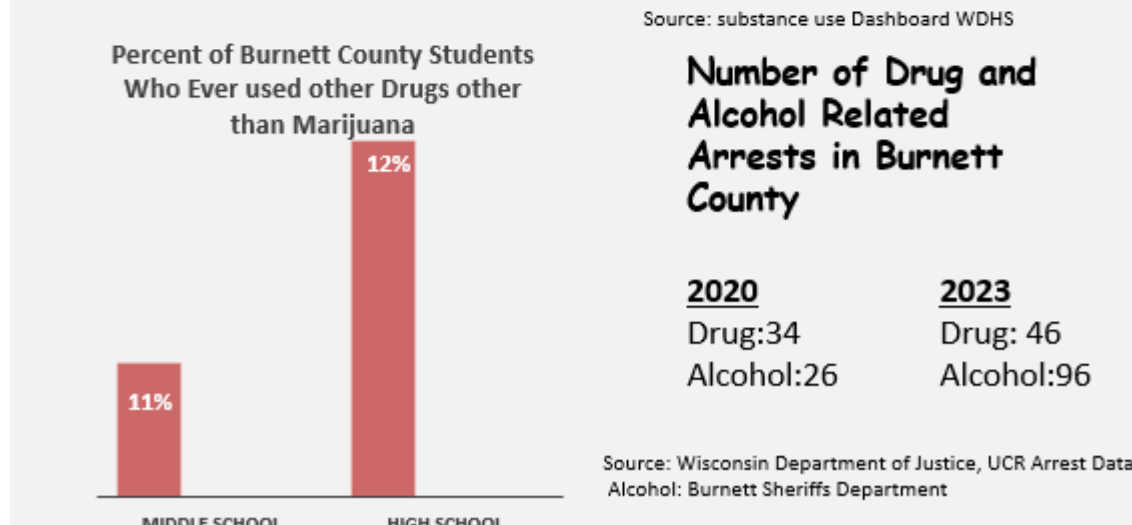
Recovery and treatment options – including medications for opioid use disorder (MOUD)

Supporting a loved one on their path to recovery

In the Wisconsin drug overdoses have claimed over 11,390 lives over the past 7



Source: 2023 YRBS
Middle school data is 2021 due to insufficient participation in 2023



Source: 2023 YRBS
Middle school data is 2021 due to insufficient participation in 2023

Chronic Disease

Diabetes Related Deaths in 2023

(Per 100,000)

Burnett County:
46.8

Wisconsin:
25.0

Source: DHS WI Interactive Statistics on Health



What is it?

Chronic diseases are defined as illnesses that last a long time, do not go away on their own, are rarely cured, and often result in disability or death later in life.

Why Should I Care?



Burnett County has limited resources to treat chronic diseases BUT we do have access to resources that promote prevention of these diseases!

COPD* Deaths per 100,000

Burnett County:	Wisconsin:
2017: 109.7	2017: 49
2019: 12.9	2019: 35.4
2021: 38.1	2021: 26.4
2022: 52.8	2022: 41.5

Source: DHS WI Interactive Statistics on Health
*Chronic Obstructive Pulmonary Disease



Community Health Survey

6.25% of the community survey respondents feel **Chronic Disease** is a top health concern.

Leading Cause of Death in Burnett County, 2024

1

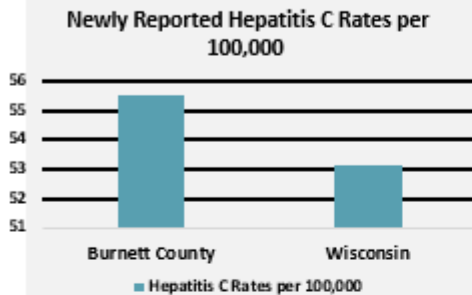
Cancer

2

Diseases of the Heart

Source: Burnett County Death Records

Communicable Disease



Source: DHS WI Hepatitis C Virus Surveillance Annual Review, 2022

Why Should I Care?

Burnett County experienced an outbreak of Pertussis (Whooping Cough), in 2018 that consisted of 15 people with a positive case of Pertussis.

What is it?

Communicable diseases (infectious diseases) are illnesses caused by bacteria, viruses, fungi or parasites that can be spread to others. Some are vaccine preventable.

Confirmed Tick-borne Disease Cases in Burnett County



Source: Wisconsin Electronic Data Surveillance System

Influenza-associated Hospitalizations September 1-2024, to February 2025

Wisconsin: 2887
Burnett County: 19

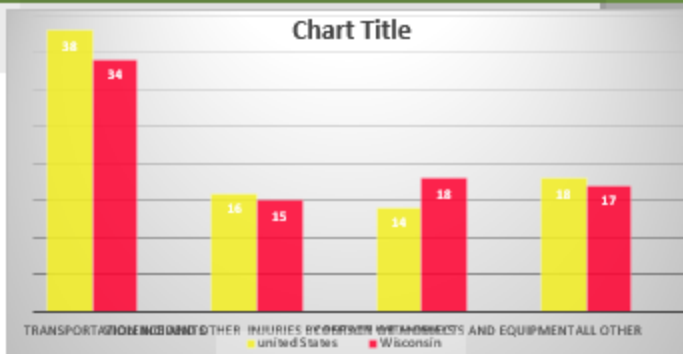


Source: Respiratory Virus Surveillance Report, WI DHS

Community Health Survey

4.46% of the community survey respondents feel **Infectious Disease** is a top health concern.

Environmental and Occupational Health



Source: WI State Lab of Hygiene 2022

Why Should I Care?



Everyday children in Burnett County are being screened for lead and many of them have elevated levels in their blood, which can affect development.

Workers are at risk of lead and asbestos exposure when working on old buildings or in factories.

Foodborne and Waterborne Diseases Infecting Burnett Co. Residents				
Disease	2021	2022	2023	Total
Campylobacter	5	6	0	11
Cryptosporidium	2	1	0	3
Giardia	0	2	1	3
Norovirus Outbreak	1	0	0	1
Salmonellosis	6	0	2	8



What is it?

Illnesses and injuries from indoor and outdoor hazards, such as chemicals, contaminated food/water, polluted air, or work hazards.

Environmental Health Hazard Referrals in Burnett County



Source: Burnett County Public Health



Community Health Survey

7.44% of the community survey respondents feel **Environmental and Occupational Health** is a top health concern.

Source: Wisconsin Electronic Data Surveillance System

Healthy Growth and Development

Total Babies Born



2021: 73
2022: 77
2023: 83
2024: 99

Source: Burnett County Birth Certificates



What is it?

Care and support for the best possible physical, social, and emotional health and development such as, prenatal care, well child checks, [child care](#), and education.

Why Should I Care?



The Burnett County Early Childhood Interagency Council (ECIC) works hard to make sure every child is given the opportunity to thrive in life.

Breastfed Infants

2022: 84%

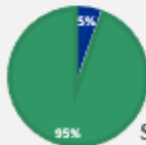
2020: 77%

2023: 77%

Source: DHS WI Interactive Statistics on Health

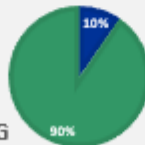
SMOKING DURING PREGNANCY 2022

Reported NO



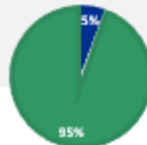
SMOKING DURING PREGNANCY 2021

Reported NO



SMOKING DURING PREGNANCY 2018

Reported NO



Source: DHS WI Interactive Statistics on Health



Community Health Survey

13.39% of the community survey respondents feel **Healthy Growth and Development** is a top health concern.

Injury and Violence Prevention

Burnett County Child Protective Services Referrals

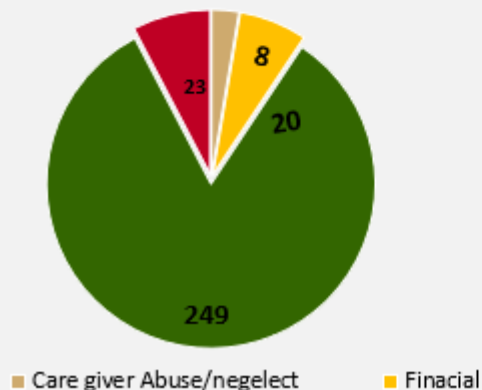


Source: Burnett County Children and Families Unit

Why Should I Care?

In Burnett County we experience all four seasons that come with different recreational activities that pose elevated risk of injuries.

Elder Abuse Cases in Burnett County, 2023



What is it?

Preventing injury from accidents or violence such as falls, car crashes, abuse, and assault.

Snowmobile Related Fatalities in 2023

16 in Wisconsin

in Burnett County
0

Source: Wisconsin Department of Natural Resources

Community Health Survey

5.36% of the community survey respondents feel **Injury and Violence** is a top health concern.

Source: Burnett County Adult Protective Services

Mental Health

Poor Mental Health Days in
the Past 30 Days in Burnett
County, 2023

5.0

Source: County Health Rankings, 2024



What is it?

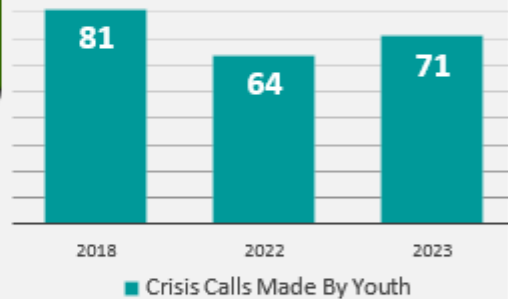
Mental health is an individuals emotional, psychological and social well-being.

Why Should I Care?



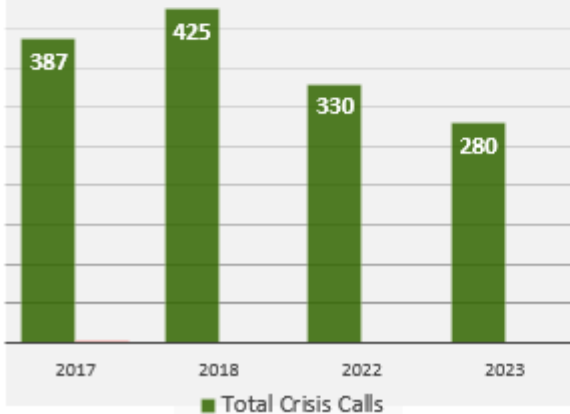
Burnett County has a Mental Health provider shortage and has for many years.

Crisis Calls Made By Youth



Source: Burnett County Behavioral Health

Burnett County Crisis Calls



Source: Burnett County Behavioral Health

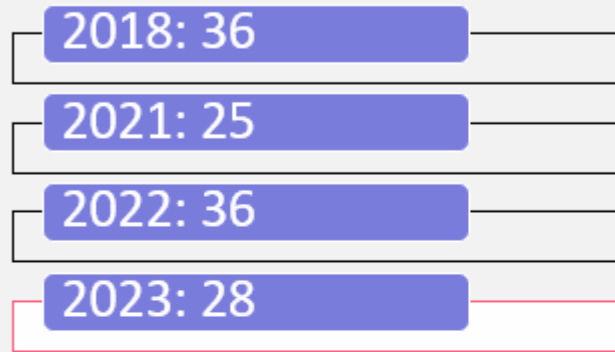


Community Health Survey

59.8% of the community survey respondents feel **Mental Health** is a top health concern.

Mental Health

Emergency Detentions in Burnett County




Source: Burnett County Behavioral Health

<https://visitgreengoods.com/mn/>

20.9% of Wisconsin students reported having engaged in a self-harming practice at least once

Source: 2023 WI YRBS, Wisconsin DPI

Burnett County High School YRBS 2023



Nutrition



In 2021, **23%** of HS students in Burnett County reported **Experiencing Hunger** at least once in the last 30 days due to **not enough food at home**.

Source: Burnett County Youth Risk Behavior Survey, 2021

Why Should I Care?



Grantsburg Area Food Shelf and Indianhead Community Action Agency-Caring Hearts. Provider food to our community.

Burnett County WIC Participants

2024 **215**

2022: **242₃**

2021: **356**

Source: Burnett County WIC



What is it?

Having enough food, having nutritious foods, and having access to food for healthy living.

Burnett County Food Share Participants

2021: 3,256 2022: 3,152
2023: 3,160

FoodShare
WISCONSIN

Source: Burnett County Economic Support



Community Health Survey

22.9% of the community survey respondents feel **Access to Healthy Foods** is a top health concern.

Oral Health

Fluoridated Water in Burnett County

0 water sources have had fluoride in them in Burnett County since 2013.

Source: Environmental Public Health Data Tracker

Why Should I Care?



Your oral health affects more than just your mouth. It affects your overall health and poor oral health can be a warning sign to more serious illnesses.



In 2020 43.7% of Wisconsin adults between 25 and 34 yrs. of age state they have not been to the dentist within the past year.

Source:
https://nccd.cdc.gov/oralhealthdata/rdPage.aspx?rdReport=DOH_DATA.ExploreByLocation&iclTopic=ADT&islYear=2016&islLocation=55



What is it?

Keeping teeth, gums, and mouth healthy to prevent mouth pain, tooth decay, tooth loss, and mouth sores.

Ratio of Population to Dentists, 2024

Wisconsin

1,360:1



Burnett County

2,840:1

Source: County Health Rankings, 2024



Community Health Survey

30% of the community survey respondents feel **Access to Dental Care** is a top health concern.

Physical Activity

3.6%

**Poor Physical Health
Days in Burnett
County (2024)**

Source: County Health Rankings, 2024



What is it?

Physical activity means any bodily activity that enhances or maintains physical fitness and overall health.

71%

Why Should I Care?



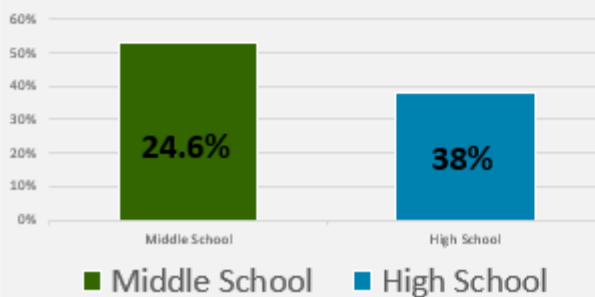
Students watch an average 3 hours or more of Screen time Xbox- smart phone- TV (2023)

Burnett County offers a variety of recreational trails, parks, lakes, rivers, etc. that offer many different forms of year round recreational physical activity.



Source: Burnett County YRBS, 20

Burnett Students use social media Heavily



Source: Burnett County YRBS, 2023

Middle school stats are 2021 due to insufficient participation for 2023



Community Health Survey

17.26% of the community survey respondents feel **Physical Activity** is a top health concern.

Reproductive and Sexual Health

Burnett County Births in 2024

99

Source: Burnett County Birth Certificates



What is it?

Reproductive and sexual health includes the factors that affect the physical, emotional, mental, and social well-being related to reproduction and sexuality across the life span.

Why Should I Care?



Unintended pregnancies and sexually transmitted diseases result in tremendous health and economic consequences for individuals and society.

In 2020 there were **73** total Burnett County births. Of those, only **58** of the mothers received **Adequate First trimester care**.

Source: Wisconsin Interactive Statistics on Health
* Adequate: Initiation in the first trimester with nine or more visits.

Sexually Transmitted Diseases in Burnett County

Disease	2021	2022	2023
Chlamydia	36	27	12
Gonorrhea	8	4	1
Syphilis	2	0	0
Hepatitis B	3	1	0
Hepatitis C	4	12	5



Community Health Survey

6.25% of the community survey respondents feel **Reproductive and Sexual Health** is a top health concern.

Source: Wisconsin System Electronic Data Surveillance

Tobacco Use and Exposure

Percent of Tobacco Retailers that Sold to Minors During Site Investigations

2016	3.33%
2017	8.33%
2018	33.33%
2019	15%

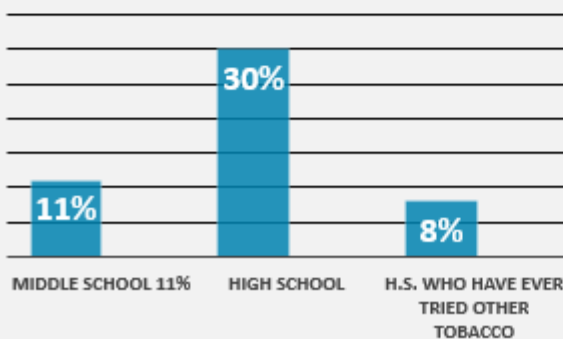
Source: Wisconsin 2019 Tobacco Use, Wisconsin Tobacco Prevention and Control Program

Why Should I Care?



Based on the Burnett County Community Health Survey youths are seeing a rise in tobacco use in the adolescent population.

Percent of Burnett County Students who have tried Vaping, 2023



Source: 2023 YRBS

Middle school data is 2021 due to 2023 had insufficient participation.



What is it?

The use of products containing tobacco such as cigarettes, cigars, chewing tobacco, e-cigarettes, etc. and exposure to second-hand smoke.

Percent of Burnett County High School Students who have used Electronic Vapor Product, 2021

10%

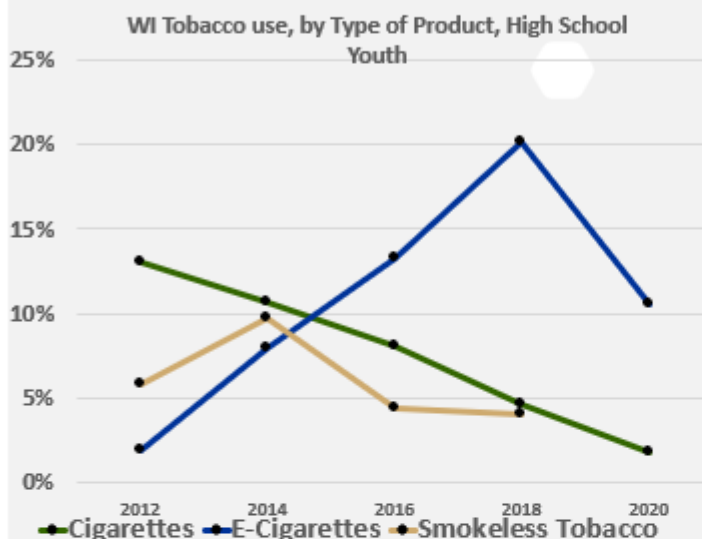
Source: 2023 Burnett County YRBS



Community Health Survey

15.18% of the community survey respondents feel **Tobacco Use and Exposure** is a top health concern.

Tobacco Use and Exposure



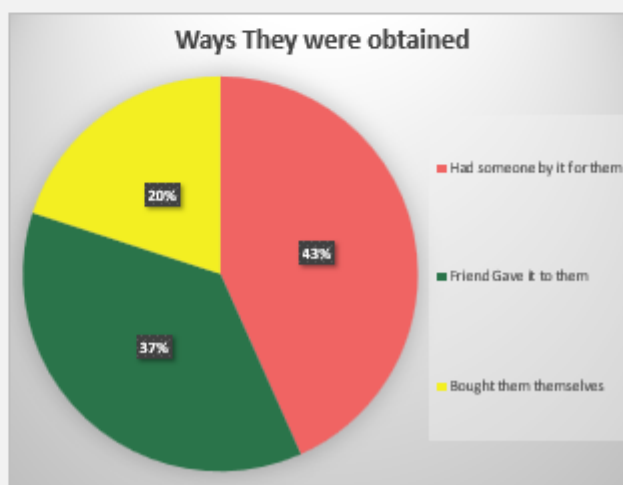
Percentage of Tobacco use Among Adults in Wisconsin, 2023

22%

Source: Tobacco Prevention and Control Program
<https://www.dhs.wisconsin.gov/publications/p02160-23.pdf>

Reasons for E-Cigarette Use in Wisconsin High School Students, 2022

Reason for vaping	Percentage
Friends Vape	35.7%
Feeling anxious/stressed /depressed	39.3%
Can use at home/school	28.6%
To get a high/buzz	25%
They are available in flavors	25%



Source: Youth Vaping Study University of Wisconsin – Madison https://ctri.wisc.edu/wp-content/uploads/sites/240/2024/05/WI-Youth-Vaping-Survey-Summary-Report_2023-revised.pdf

Access to Affordable Housing

Burnett County Homeowners whose cost are

Over **30%**
28.3%

Source: Burnett County Comprehensive Plan 2024



What is it?

Affordable Housing is generally defined as paying no more than 30% of gross income for housing costs.

Source: Housing and Urban Development, 2025

Burnett County Renters whose costs are over 30%

42%

Source: Burnett Count Comprehensive Plan 2024

Lack of affordable housing can lead to

Homelessness Overcrowding Instability

Stable housing is the foundation for Health education and employment

Data Sources

- 1) Burnett County Department of Health and Human Services – Adult Protective Services (2021). Abuse of Elders in Burnett County.
- 2) Burnett County Department of Health and Human Services – Economic Support (2021). Burnett County Food Share Participants.
- 3) Burnett County Department of Health and Human Services—Behavioral Health (2023). Crisis Calls Made by Burnett County Residents.
- 4) Burnett County Department of Health and Human Services—Children and Families (2021). Child abuse and Neglect of Children living in Burnett County.
- 5) Burnett County Department of Health and Human Services—Death Records (2021).
- 6) Burnett County Department of Health and Human Services—Public Health (2021). Retrieved from: Wisconsin Electronic Data Surveillance System.
- 7) Burnett County Department of Health and Human Services—Public Health (2021). Birth and Maternal Data of Burnett County Residents.
- 8) Burnett County Department of Health and Human Services—Public Health (2021). WIC Information for Burnett County Residents. Retrieved from: ROSIE Database
- 9) Burnett County Sheriff's Office. (2023). *Alcohol-related arrests in Burnett County*. Retrieved 2025
- 10) Burnett County, WI. (2024). *Chapter 2: Population and Housing* (Chapter 2) in *Burnett County Comprehensive Plan 2024–2044* (15, 17-19). <https://www.burnettcountywi.gov/788/Comprehensive-Plans>
- 11) County Health Rankings (2025). Burnett County. Retrieved from: <https://www.countyhealthrankings.org/health-data/wisconsin/burnett?year=2025>
- 12) Department of Public Instruction (2023). 2021 Burnett County Youth Risk Behavior Survey.
- 13) National Low Income Housing Coalition. (n.d.). *The problem*. Retrieved September 25, 2025, from <https://nlihc.org/explore-issues/why-we-care/problem>
- 14) NIDA. 2020, July 6. Addiction and Health. Retrieved from <https://nida.nih.gov/publications/drugs-brains-behavior-science-addiction/addiction-health> on 2025, September 20
- 15) Substance Abuse and Mental Health Services Administration. (n.d.). *SAMHSA – Behavioral health integration* [PDF]. Retrieved September 24, 2025, from <https://www.samhsa.gov/sites/default/files/samhsa-behavioral-health-integration.pdf>
- 16) U.S. Department of Housing and Urban Development. (2006, April 6). *Glossary of terms to affordable housing*. HUD Archives. Retrieved September 25, 2025, from <https://archives.hud.gov/local/nv/goodstories/2006-04-06glos.cfm#:~:text=Affordable%20Housing%3A%20Affordable%20housing%20is,for%20housing%20costs%2C%20including%20utilities.>
- 17) United States Census Bureau (2023). American Community Survey 5-year estimates. Retrieved from: <https://censusreporter.org/profiles/05000US55013-burnett-county-wi/>
- 18) University of Wisconsin Center for Tobacco Research and Intervention (2024). Youth Vaping Study University of Wisconsin-Madison. Retrieved from: https://ctri.wisc.edu/wp-content/uploads/sites/240/2024/05/WI-Youth-Vaping-Survey-Summary-Report_2023-revised.pdf
- 19) Wisconsin Department of Health Services (2021). Wisconsin Interactive Statistics on Health. Retrieved from: <http://www.dhs.wisconsin.gov/wish/>
- 20) Wisconsin Department of Health Services (2022). DHS WI Hepatitis C Virus Surveillance Annual Review. Retrieved from: <https://www.dhs.wisconsin.gov/publications/p00440-2022.pdf>
- 21) Wisconsin Department of Health Services (2022). Respiratory Virus Surveillance Report, WI DHS. Retrieved from: <https://www.dhs.wisconsin.gov/disease/respiratory-data.htm>
- 22) Wisconsin Department of Health Services (2022). Wisconsin Youth Tobacco Survey. Retrieved from: <https://www.dhs.wisconsin.gov/publications/p01624.pdf>
- 23) Wisconsin Department of Health Services (2025). Burnett County 2023 Environmental Health Profile. Retrieved from: <https://www.dhs.wisconsin.gov/publications/p0/p00719-burnett.pdf>
- 24) Wisconsin Department of Health Services (2025). Wisconsin WINS Program. Retrieved from: <https://www.dhs.wisconsin.gov/tobacco/youth.htm>
- 25) Wisconsin Department of Justice. (2023). *UCR offenses data*. Retrieved 2025, from <https://www.wisdoj.gov/Pages/DataAndStatistics/ucr-offenses-data.aspx>

- 26) Wisconsin Department of Natural Resources. (n.d.). *Fatality summary, annual reports and crash reporting* [Snowmobile crash information]. Retrieved 2025, from <https://dnr.wisconsin.gov/topic/snowmobile/CrashInfo>
- 27) Wisconsin Hospital Association, WHA Information Center — Analytics / Rural Health Dashboard. Retrieved from WHA Information Center analytics resources.
- 28) *Wisconsin Primary Care Programs: Shortage Designations*. Wisconsin Department of Health Services. (2025). Retrieved from <https://www.dhs.wisconsin.gov/primarycare/shortage-designation.htm>
- 29) Wisconsin State Laboratory of Hygiene. (2025). *Annual report 2022*. Wisconsin State Laboratory of Hygiene.

Approval

This report was prepared in response to the tri-annual requirement as established by the Affordable Care Act, and for review by the Burnett Medical Center Board of Directors. As this is a living document, it is subject to periodic review and revision.

Please know that our full intent, as faithful stewards of those resources entrusted to us, is to ensure that Burnett Medical Center continues to strategically focus limited resources on the most significant health needs identified through the FY 2025 Community Health Needs Assessment.

While the Board of Directors approves this most recent Community Health Needs Assessment Report and the Implementation Strategy articulated, readers and recipients are encouraged to share their thoughts and feedback.

Burnett Medical Center Board of Director's Approval:

/s/ Ken Kutz

President, Burnett Medical Center Board of Directors

10/09/2025

Date

Mark T. Thayer MD

Interim Chief Executive Officer, Mark Thayer, MD, Burnett Medical Center

10/09/2025

Date